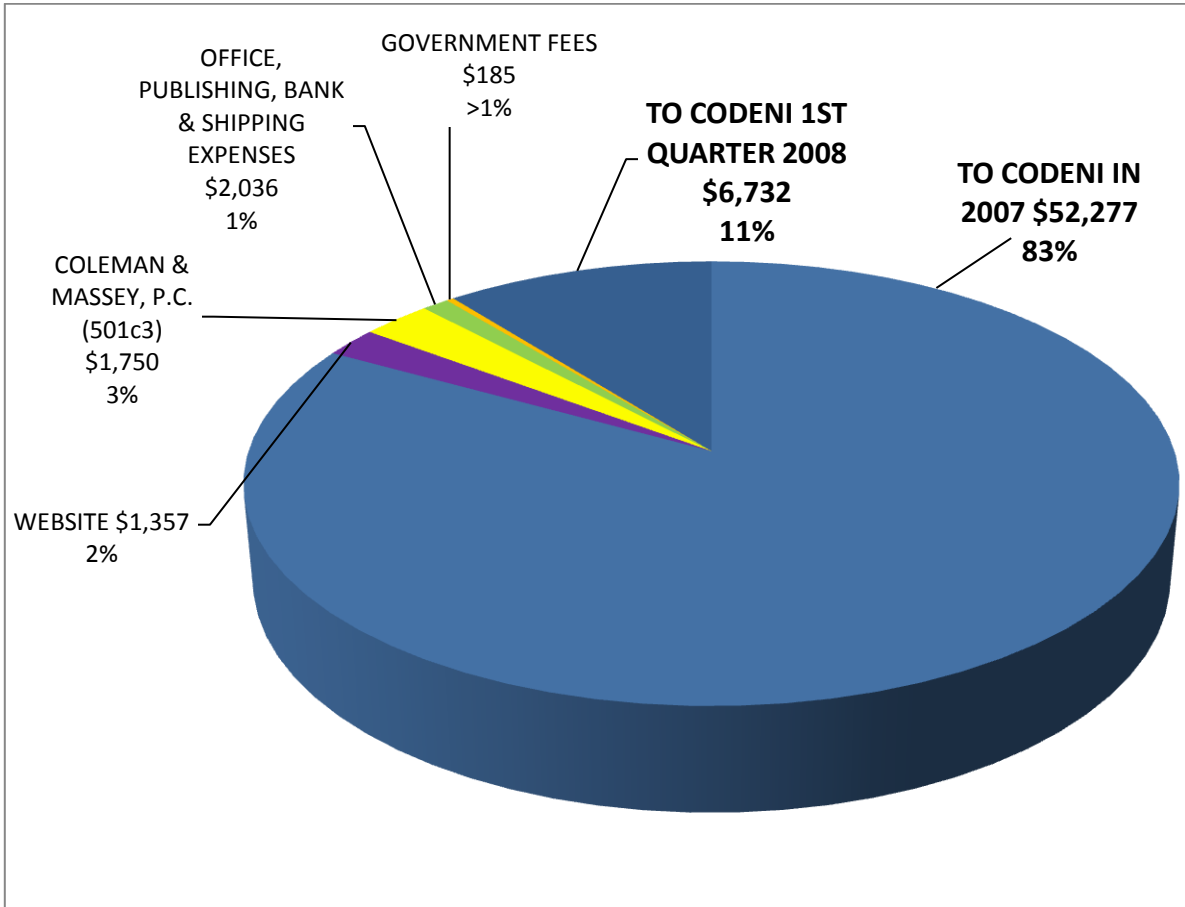
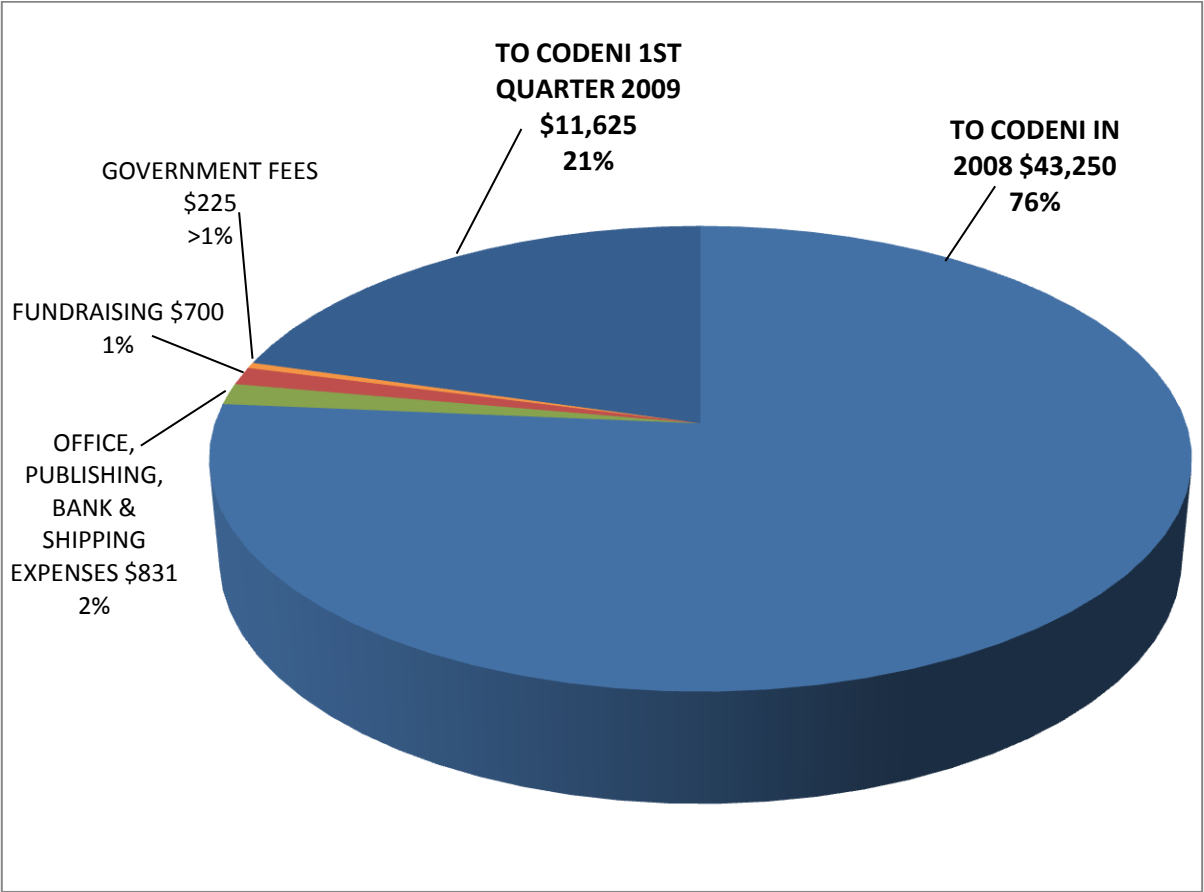


2007 INCOME AND EXPENDITURES



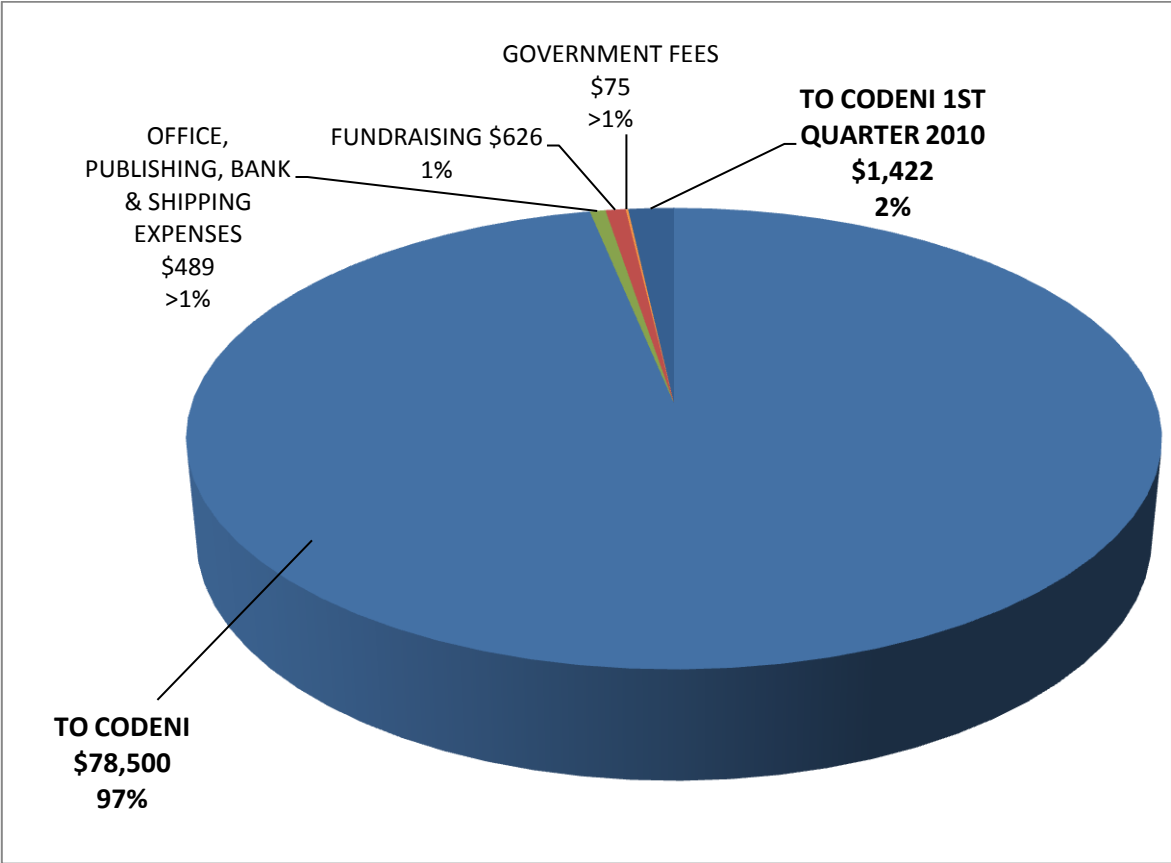
TOTAL FUNDS AVAILABLE TO AHALA, 2007	\$62,980	
AHALA EXPENSES IN 2007	\$3,971	6.31%
TOTAL TO CODENI IN 2007	\$52,277	83.01%
END-OF-THE-YEAR DONATIONS TO BE SENT TO CODENI 1ST QUARTER 2008	\$6,732	10.69%

2008 INCOME AND EXPENDITURES



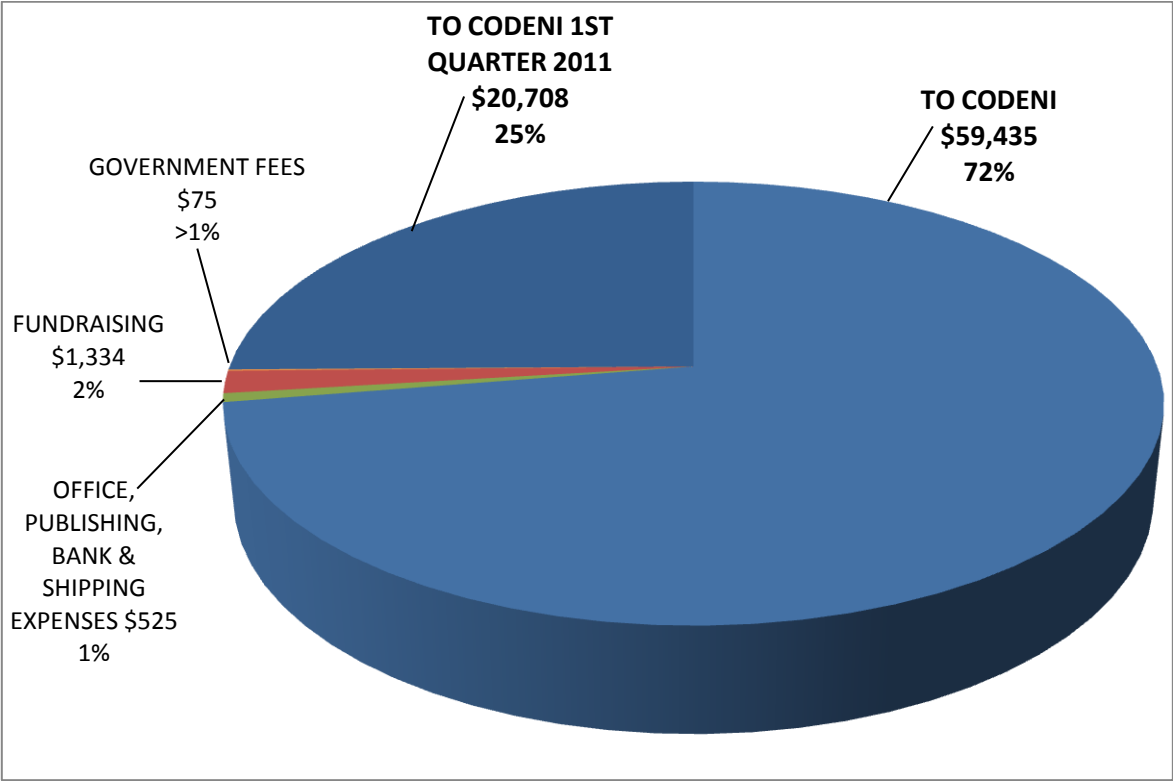
CARRY-OVER FROM 2007	\$6,732	
TOTAL DONATIONS IN 2008	\$49,899	
TOTAL FUNDS AVAILABLE TO AHALA IN 2008	\$56,631	
AHALA EXPENSES IN 2008	\$1,756	3.10%
TOTAL TO CODENI IN 2008	\$43,250	76.37%
END-OF-THE-YEAR DONATIONS TO BE SENT TO CODENI 1ST QUARTER 2009	\$11,625	20.53%

2009 INCOME AND EXPENDITURES



CARRY-OVER FROM 2008	\$11,625	
TOTAL DONATIONS IN 2009	\$69,487	
TOTAL FUNDS AVAILABLE TO AHALA IN 2009	\$81,112	
AHALA EXPENSES IN 2009	\$1,190	1.47%
TOTAL TO CODENI IN 2009	\$78,500	96.78%
END-OF-THE-YEAR DONATIONS TO BE SENT TO CODENI 1ST QUARTER 2010	\$1,422	1.75%

2010 INCOME AND EXPENDITURES



CARRY-OVER FROM 2009	\$1,422	
TOTAL DONATIONS IN 2010	\$80,644	
TOTAL FUNDS AVAILABLE TO AHALA IN 2010	\$82,066	
AHALA EXPENSES IN 2010	\$1,934	2.34%
TOTAL TO CODENI IN 2010	\$59,435	72.42%
END-OF-THE-YEAR DONATIONS TO BE SENT TO CODENI 1ST QUARTER 2011	\$20,697	25.23%